

Pollinators around our school

Date _____ Time of survey _____ to _____

Group name _____

Aims

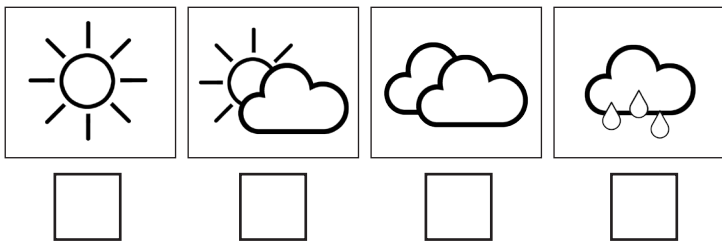
- To identify pollinator groups by using key features and ID guides
- To learn to orientate oneself on a map

You will need

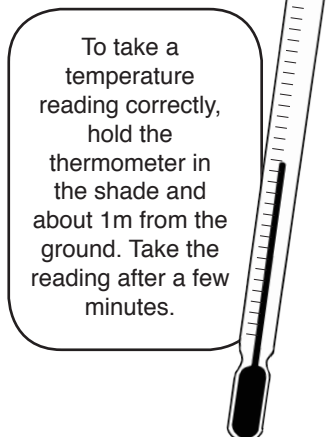
- school plan
- pollinator ID sheet
- camera
- clipboard
- survey sheet
- writing tools
- thermometer

Weather

What's the weather like?



Use the thermometer to find the air temperature?

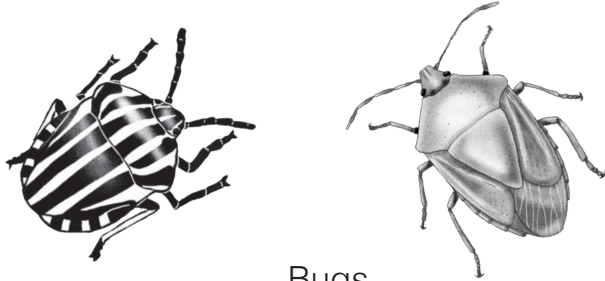

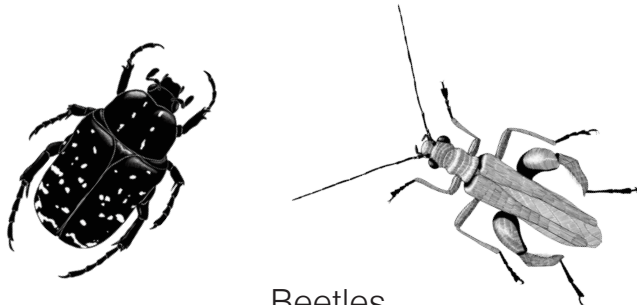

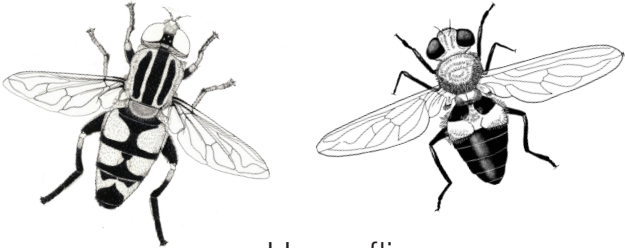


How windy is it?

no wind breeze moderate wind strong wind

Doing the survey

- In small groups, walk slowly for 15 minutes around the school grounds, looking for pollinators.
- With the help of the Pollinator ID Sheets, try to identify the kind of pollinators you see.
- Record your pollinator sightings in the table on page 2. Keep count of how many you see.
- Each group of pollinators has been coded with the letters A to E. Using these letters, mark on the school plan the places where you see the pollinators.
- At the end, count the total number of pollinators you observed today.
- Take photographs of the school grounds where you carried out your pollinator survey.
- Choose one person in your group as photographer – the photos may help you later to identify a pollinator that wasn't on your ID sheet.
- Choose one person in your group as artist – sketches (and descriptions) may help you later to identify a pollinator that wasn't on your ID sheet.

<p>A</p>  <p>Bugs</p>	<p>Number seen</p>
<p>B</p>  <p>Butterflies and moths</p>	<p>Number seen</p>
<p>C</p>  <p>Beetles</p>	<p>Number seen</p>
<p>D</p>  <p>Bees and wasps</p>	<p>Number seen</p>
<p>E</p>  <p>Hover flies</p>	<p>Number seen</p>

Total number of pollinators observed

The most common type of pollinators we saw today were

The habitat most popular with pollinators was

Sketch or description

Did you identify the pollinator?

No

Yes, it was a

Sketch or description

Did you identify the pollinator?

No

Yes, it was a

What other features would you like to see more of in our school grounds?



**Blooming
Schools**



Co-funded by
the European Union